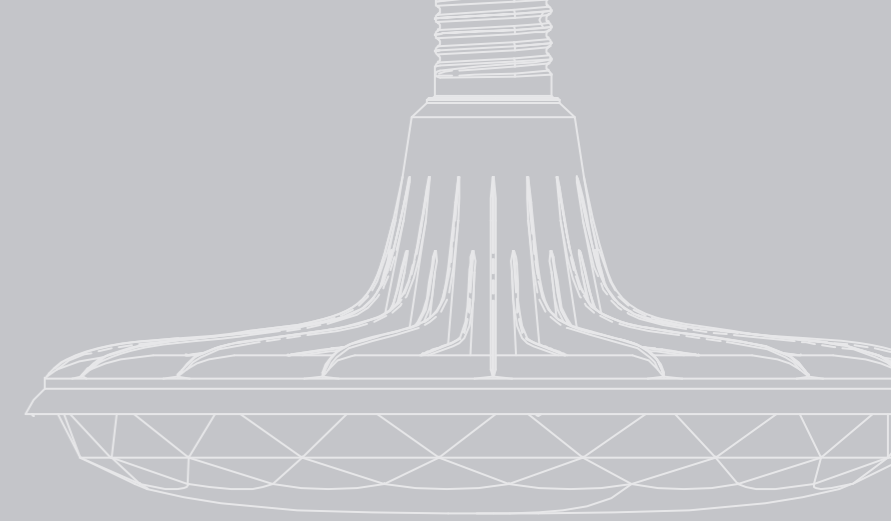


OPPLE

LED LIGHT SOURCE CATALOGUE

2018

OPPLE



LED LIGHT SOURCE CATALOGUE 2018

OPPLE.COM



OPPLE.COM

OPPLE SHANGHAI OFFICE

Building V3, The MIXC, Lane 1799, Wuzhong Road
Shanghai, 201103 China

T +86 21 3855 0000

E GlobalService@OPPLE.com

CONTENT

LED BULB

01-16

LED Ecomax1 Bulb
LED Ecomax High Power Bulb
LED Performer High Power Bulb
LED Performer High Power Bulb Accessories
LED EcoSave High Power Bulb
LED EcoMax UFO
LED Performer Tunable Colour Bulb
LED Performer Tunable White Bulb
LED Ecomax Bulb Dim

LED CANDLE

17-18

LED Ecomax 1 Candle

LED SPOT

19-24

LED Ecomax2 Spot Lamp
LED Ecomax R63/R80
LED EcoMax Outdoor PAR38

LED FILAMENT

25-32

LED Ecomax Filament Bulb G45/A60
LED Ecomax Filament Bulb ST64
LED Ecomax Filament Bulb G95 G125
LED Ecomax Filament Candle

LED BATTEN

33-36

LED Ecomax1 T5 Batten
LED Performer1 T5 Batten

LED T8 TUBE

37-42

LED Performer1 T8 Tube
LED Utility1 T8 Tube
LED Utility2 T8 Tube Double Ends

LED SOFT STRIP

43-48

LED Ecomax DC 12V Strip
LED Utility Strip HV
LED Utility Strip Double Line HV

LED MODULE

49-52

LED EcoMax PLC Bulb
LED Ecomax Ceiling Module

LED LIGHT SOURCE



LED EcoMax1 Bulb



LED EcoMax High Power Bulb



LED Performer High Power Bulb



LED Performer High Power Bulb Accessories



LED Ecomax1 Bulb



LED EcoMax UFO



LED Performer Tunable Colour Bulb



LED Performer Tunable White Bulb



LED Ecomax Bulb Dim



LED EcoMax1 Candle



LED EcoMax R63/R80



LED EcoMax Outdoor PAR38



LED EcoMax2 Spot Lamp



LED EcoMax Filament Bulb G45/A60



LED EcoMax Filament Bulb ST64



LED EcoMax Filament Bulb G95 G125



LED EcoMax Filament Candle

LED LIGHT SOURCE



LED EcoMax1 T5 Batten



LED Performer1 T5 Batten



LED Performer1 T8 Tube



LED Utility1 T8 Tube



LED Utility2 T8 Tube Double Ends



LED Ecomax DC 12V Strip



LED Utility Strip HV



LED Utility Strip Double Line HV



LED EcoMax PLC Bulb



LED EcoMax Ceiling Module

OPPLE ENERGY SAVING

Energy conservation and climate preservation are key elements of building a progressive and sustainable future. At OPPLE we pay close attention to improving the value of light while reducing the energy it takes to generate it. For us, saving energy is more than a sticker or sales point. It's at the core of our commitment to contributing to a better future for your bank account and our environment. The global switch to LED lighting is expected to be the leading energy saving innovation in the coming decade, make the switch now and save precious resources for both yourself and our planet.

THE RIGHT LIGHT

Good light isn't one size fits all. We have built a wide product portfolio designed to meet the light and design needs of any space. Light fixtures work as a complete unit and each part contributes to the value of the whole. From the aesthetic details, to the technical features, to the warmth and intensity of the light emitted—every element has been considered to provide impeccable quality, form and function.

The catalogue selections we provide have been curated to offer a diverse and unique, yet essential, array of lighting solutions. Please do not hesitate to contact us with inquiries via our website at OPPLE.com or by sending us an email at GlobalService@OPPLE.com.



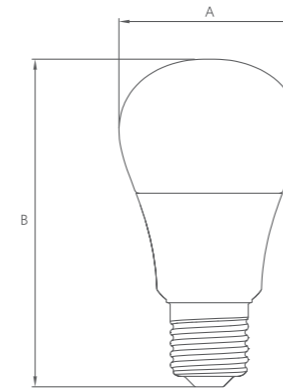


LED EcoMax1 Bulb

Packaging Information

Product Description	Single Box(1pc/box)		Outer box		
	Dimensions(mm) (LxWxH)	Gross Weight (kg)	Dimensions(mm) (LxWxH)	Gross Weight (kg)	BOX QTY (pcs/unit)
LED E1 P45 3W E14/E27/B22	47*47*92	0.046	200*250*490	4.6	100
LED E1 P45 5W E14/E27/B22	47*47*92	0.051	200*250*490	5.1	100
LED E1 A60 7W E27/B22	61*61*111	0.089	130*320*630	4.45	50
LED E1 A60 9W E27/B22	61*61*111	0.093	130*320*630	4.65	50
LED E1 A70 12W E27/B22	72*72*131	0.13	150*375*740	6.5	50
LED E1 A70 14W E27/B22	72*72*131	0.13	150*375*740	6.5	50

Dimensional Drawing



	P45 E14	P45 E27	P45 B22	A60 E27	A60 B22	A70 E27	A70 B22
A (mm)	Φ46	Φ46	Φ46	Φ60	Φ60	Φ71	Φ71
B (mm)	91	90.5	89	109	107	130	128

Features

- Broad range of sizes, wattages and caps
- Long lifespan, install and forget
- Wide light diffusion angle up to 300°
- Energy efficient

Benefits

- Easily retrofit conventional fixtures with LED
- Lasts 20 times longer than incandescent bulb, up to 20,000 hrs lifetime
- Light where you need it
- Up to 85% energy savings compared to incandescent bulb, 40% compared to CFL

Application



Specification

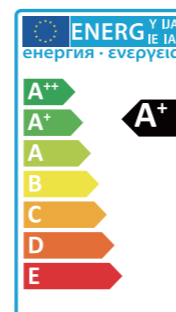
Product Description	Power (W)	Power Factor	Lumen (lm)	Efficacy (lm/W)	Beam Angle (°)	CRI	CCT (K)	Average Lifetime(hrs)	Energy Level
LED E1 P45 3W E14/E27/B22	3	0.5	250	83	180°	80	3000 / 6500	20000	A+
LED E1 P45 5W E14/E27/B22	5	0.5	450	90	180°	80	3000 / 6500	20000	A+
LED E1 A60 7W E27/B22	7	0.5	650	93	180°	80	3000 / 6500	20000	A+
LED E1 A60 9W E27/B22	9	0.5	850	94	180°	80	3000 / 6500	20000	A+
LED E1 A70 12W E27/B22	12	0.5	1150	96	180°	80	3000 / 6500	20000	A+
LED E1 A70 14W E27/B22	14	0.5	1400	100	180°	80	3000 / 6500	20000	A+

* Bulbs with E27 Cap all added 4000K

Electrical Supply	
Frequency (Hz)	50/60Hz
Voltage (V)	220V-240V
AC / DC	AC

Application Conditions	
IP	IP20
Operating Temperature	-20°C-45°C
Application Temperature	25°C
Storage Environment	-25°C-50°C

CE CB





LED EcoMax High Power Bulb

Features

- High lumen output up to 90lm/W
- Long life time
- Energy efficient

Benefits

- Easy replace 45W-105W CFL
- 2.5 times lifetime longer than CFL.
- Up to 50% energy savings compared to CFL

Application



Specification

Product Description	Power (W)	Power Factor	Lumen (lm)	Efficacy (lm/W)	Beam Angle (°)	CRI	CCT (K)	Life Time (hrs)
LED-E-HPB-E27-20W-3000K-CT	20	0.90	1800	90	200°	80	3000K	20000
LED-E-HPB-E27-20W-6500K-CT	20	0.90	1800	90	200°	80	6500K	20000
LED-E-HPB-B22-20W-6500K-CT	20	0.90	1800	90	200°	80	6500K	20000
LED-E-HPB-E27-30W-3000K-CT	30	0.90	2700	90	200°	80	3000K	20000
LED-E-HPB-E27-30W-6500K-CT	30	0.90	2700	90	200°	80	6500K	20000
LED-E-HPB-B22-30W-6500K-CT	30	0.90	2700	90	200°	80	6500K	20000
LED-E-HPB-E27-40W-3000K-CT	40	0.90	3600	90	200°	80	3000K	20000
LED-E-HPB-E27-40W-6500K-CT	40	0.90	3600	90	200°	80	6500K	20000
LED-E-HPB-B22-40W-6500K-CT	40	0.90	3600	90	200°	80	6500K	20000
LED-E-HPB-E27-50W-6500K-CT	50	0.90	4500	90	200°	80	6500K	20000
LED-E-HPB-B22-50W-6500K-CT	50	0.90	4500	90	200°	80	6500K	20000

Electrical Supply

Frequency (Hz)	50/60Hz
Voltage (V)	100V-240V
AC / DC	AC

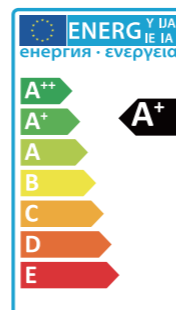
Application Conditions

IP	IP20
Operating Temperature	-20°C-45°C
Application Temperature	25°C
Storage Environment	-25°C-50°C

Mechanical Properties

Optical Material	PC
Housing Material	PBT + Aluminum
Finishing Colour	White

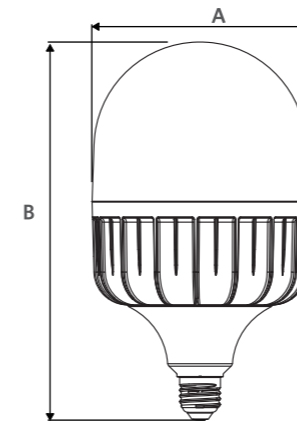
CB



Packaging Information

Product Description	Single Box(1pc/box)		Outer box		
	Dimensions(mm) (LxWxH)	Gross Weight (kg)	Dimensions(mm) (LxWxH)	Gross Weight (kg)	BOX QTY (pcs/unit)
LED-E-HPB-E27-20W-3000K-CT	155x84x84	0.26	445x360x175	5.14	20
LED-E-HPB-E27-20W-6500K-CT	155x84x84	0.26	445x360x175	5.14	20
LED-E-HPB-B22-20W-6500K-CT	155x84x84	0.26	445x360x175	5.14	20
LED-E-HPB-E27-30W-3000K-CT	185x104x104	0.39	545x440x205	7.75	20
LED-E-HPB-E27-30W-6500K-CT	185x104x104	0.39	545x440x205	7.75	20
LED-E-HPB-B22-30W-6500K-CT	185x104x104	0.39	545x440x205	7.75	20
LED-E-HPB-E27-40W-3000K-CT	215x122x122	0.54	635x260x235	5.42	10
LED-E-HPB-E27-40W-6500K-CT	215x122x122	0.54	635x260x235	5.42	10
LED-E-HPB-B22-40W-6500K-CT	215x122x122	0.54	635x260x235	5.42	10
LED-E-HPB-E27-50W-6500K-CT	255x142x142	0.73	735x300x275	7.28	10
LED-E-HPB-B22-50W-6500K-CT	255x142x142	0.73	735x300x275	7.28	10

Dimensional Drawing



	20W	30W	40W	50W
A (mm)	Φ80	Φ100	Φ118	Φ138
B (mm)	141	170	198	240



LED Performer High Power Bulb

Features

- High lumen output up to 117lm/W
- Better design and keep the heat off
- Energy efficient

Benefits

- Easy replace 50-250W HID
- 2.5 times lifetime longer than HID
- Up to 44% energy savings compared to HID

Application



Specification

Product Description	Power (W)	Power Factor	Lumen (lm)	Efficacy (lm/W)	Beam Angle	CRI	CCT (K)	Life Time (hrs)
LED-P-HPB-E27-28W-5700K-70D-CT	28	0.95	2800	100	70°	80	5700K	25000
LED-P-HPB-E27-40W-4000K-70D-CT	40	0.95	4000	100	70°	80	4000K	25000
LED-P-HPB-E27-40W-5700K-70D-CT	40	0.95	4000	100	70°	80	5700K	25000
LED-P-HPB-E40-70W-4000K-70D-CT	70	0.95	7000	100	70°	80	4000K	25000
LED-P-HPB-E40-70W-5700K-70D-CT	70	0.95	7000	100	70°	80	5700K	25000
LED-P-HPB-E40-70W-5700K-140D-CT	70	0.95	7000	100	140°	80	5700K	25000
LED-P-HPB-E40-90W-4000K-70D-CT	90	0.95	9000	100	70°	80	4000K	25000
LED-P-HPB-E40-90W-5700K-70D-CT	90	0.95	9000	100	70°	80	5700K	25000
LED-P-HPB-E40-90W-5700K-140D-CT	90	0.95	9000	100	140°	80	5700K	25000
LED-P-HPB-E40-105W-5700K-140D-CT	105	0.95	12000	114	140°	80	5700K	25000
LED-P-HPB-E40-120W-5700K-140D-CT	120	0.95	14000	117	140°	80	5700K	25000

Electrical Supply	
Frequency (Hz)	50/60Hz
Voltage (V)	220V-240V
AC / DC	AC

Application conditions	
IP	IP20
Operating Temperature	-20°C-45°C
Application Temperature	25°C
Storage Environment	-25°C-50°C

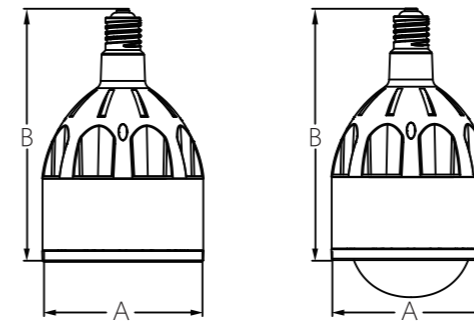


Mechanical Properties	
Optical Material	PC
Housing Material	PBT + Aluminum
Finishing Colour	White

Packaging Information

Product Description	Single Box(1pc/box)		Outer box		
	Dimensions(mm) (LxWxH)	Gross Weight (kg)	Dimensions(mm) (LxWxH)	Gross Weight (kg)	BOX QTY
LED-P-HPB-E27-28W-5700K-70D-CT	224x224x271	1.18	690x465x290	7.06	6
LED-P-HPB-E27-40W-4000K-70D-CT	224x224x271	1.18	690x465x290	7.06	6
LED-P-HPB-E27-40W-5700K-70D-CT	224x224x271	1.18	690x465x290	7.06	6
LED-P-HPB-E40-70W-4000K-70D-CT	224x224x286	1.68	750x500x305	10.10	6
LED-P-HPB-E40-70W-5700K-70D-CT	224x224x286	1.68	750x500x305	10.10	6
LED-P-HPB-E40-70W-5700K-140D-CT	224x224x368	1.76	750x500x385	10.58	6
LED-P-HPB-E40-90W-4000K-70D-CT	224x224x361	2.16	750x500x380	12.97	6
LED-P-HPB-E40-90W-5700K-70D-CT	224x224x361	2.16	750x500x380	12.97	6
LED-P-HPB-E40-90W-5700K-140D-CT	224x224x403	2.20	750x500x420	13.19	6
LED-P-HPB-E40-105W-5700K-140D-CT	224x224x390	2.30	695x465x410	13.79	6
LED-P-HPB-E40-120W-5700K-140D-CT	224x224x410	2.57	695x465x430	15.42	6

Dimensional Drawing



	28W/40W 70°	70W 70°	70W 140°	
A (mm)	Φ181	Φ181	Φ181	
B (mm)	207	247	289	

	90W 70°	90W 140°	105W 140°	120W 140°
A (mm)	Φ181	Φ181	Φ181	Φ181
B (mm)	282	324	344	364

LED Performer High Power Bulb Accessories

Packaging Information

PIC	Product Description	Cap	Single Box(1pc/box)		Outer box		
			Dimensions(mm) (HxWxL)	Gross Weight (kg)	Dimensions(mm) (HxWxL)	Gross Weight (kg)	BOX QTY
	P HPB Accessory Wall Mounted E27	E27	183*117*188	0.910	565*485*205	10.920	12
	P HPB Accessory Wall Mounted E40	E40	183*117*188	1.046	565*485*205	12.552	12
	P HPB Accessory Rod Mounted E27	E27	134*134*154	0.470	555*420*175	5.640	12
	P HPB Accessory Rod Mounted E40	E40	134*134*154	0.607	555*420*175	7.284	12
	P HPB Accessory Surface Mounted E27	E27	174*174*108	0.546	540*365*235	6.552	12
	P HPB Accessory Surface Mounted E40	E40	174*174*108	0.688	540*365*235	8.256	12
	P HPB Accessory Hook Mounted E27	E27	134*134*154	0.494	555*420*175	5.928	12
	P HPB Accessory Hook Mounted E40	E40	134*134*154	0.627	555*420*175	7.524	12



LED EcoSave High Power Bulb


Features

- High lumen output up to 100lm/W
- Long life time
- Energy efficient

Benefits

- Easy replace 45W-105W CFL
- 2 times lifetime longer than CFL
- Up to 50% energy savings compared to CFL

Application



Specification

Item Description	Power (W)	Power Factor	Lumen (lm)	Efficacy (lm/W)	CRI	CCT	Life Time (hrs)	Energy Level
LED ES HPB E27 18W 3000K	18	0.5	1700	94	80	3000K	15000	A+
LED ES HPB E27 18W 6500K	18	0.5	1800	100	80	6500K	15000	A+
LED ES HPB E27 27W 6500K	27	0.5	2700	100	80	6500K	15000	A+
LED ES HPB E27 36W 6500K	36	0.5	3600	100	80	6500K	15000	A+
LED ES HPB E27 45W 6500K	45	0.5	4500	100	80	6500K	15000	A+

Application Conditions

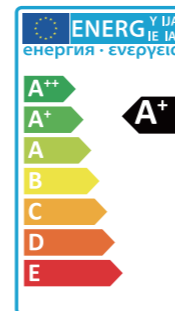
IP	IP20
Operating Temperature	-20-40°C
Application Temperature	25°C
Storage Environment	-25-50°C

Electrical Supply

Frequency (Hz)	50/60Hz
Voltage (V)	220V-240V
AC/DC	AC

Mechanical Properties

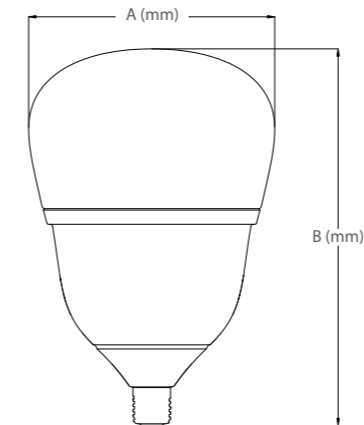
Optical Material	PC
Housing Material	PBT + Aluminum
Finishing Colour	White



Packaging Information

Item Description	Single Box(1pc/box)		Packaging Unit		
	Dimensions(mm) (LxWxH)	Gross Weight (kg)	Dimensions(mm) (LxWxH)	Gross Weight (kg)	Packing Qty (pcs/unit)
LED ES HPB E27 18W	108*108*189	0.275	568*233*208	2.750	10
LED ES HPB E27 27W	133*133*222	0.382	691*283*240	3.820	10
LED ES HPB E27 36W	151*151*275	0.563	780*320*295	5.630	10
LED ES HPB E27 45W	173*173*300	0.709	712*362*320	5.672	8

Dimensional Drawing



	18W	27W	35W	45W
A (mm)	Φ106	Φ130	Φ149	Φ171
B (mm)	155	186	238	263



LED EcoMax UFO


Features

- High lumen output up
- Long life time
- Safety
- Energy efficient

Benefits

- Easy replace 35-65W CFL
- 2.5 times lifetime longer than CFL.
- Using plastic lamp body to prevent electric shock risk
- Up to 50% energy savings compared to CFL

Application



Specification

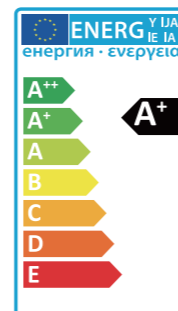
Product Description	Power (W)	Power Factor	Lumen (lm)	Efficacy (lm/W)	Beam Angle (°)	CRI	CCT (K)	Average Lifetime(hrs)	Energy Level
LED E UFO E27 17W 6500K	17	0.5	1400	82	120°	80	6500K	20000	A+
LED E UFO E27 24W 6500K	24	0.5	2000	83	120°	80	6500K	20000	A+
LED E UFO E27 35W 6500K Step Dim *	35	0.5	3000	86	120°	80	6500K	20000	A+

*35W have 100% and 50% brightness model by switch on/off

Electrical Supply	
Frequency (Hz)	50/60Hz
Voltage (V)	220V-240V
AC/DC	AC

Application Conditions	
IP	IP20
Operating Temperature	-20°C-40°C
Application Temperature	25°C
Storage Environment	-25°C-50°C

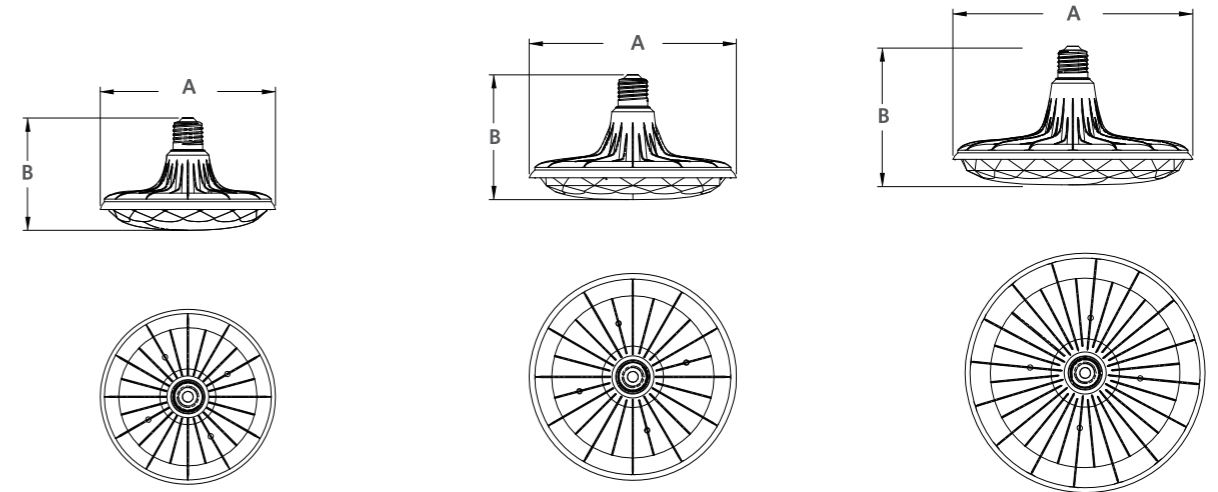
Mechanical Properties	
Optical Material	PC
Housing Material	PBT
Finishing Colour	White



Packaging Information

Product Description	Single Box(1pc/box)		Outer box		
	Dimensions(mm) (LxWxH)	Gross Weight (kg)	Dimensions(mm) (LxWxH)	Gross Weight (kg)	BOX QTY (pcs/unit)
LED E UFO E27 17W	157*113*157	0.27	485*330*225	3.26	12
LED E UFO E27 24W	185*124*185	0.37	570*385*245	4.44	12
LED E UFO E27 35W	214*136*214	0.50	660*445*270	6.05	12

Dimensional Drawing



	17W	24W	35W
A (mm)	Φ154	Φ182	Φ210
B (mm)	98	109	121



LED Performer Tunable Colour Bulb

Features

- Could change side light colours from orange to blue and pink by switch on/off.
- Long lifespan, install and forget
- Energy efficient

Benefits

- Easy control by switch and no need any app/WIFI or remote control.
- Lasts 20 times longer than incandescent bulb, up to 20 years lifetime
- Up to 85% energy savings compared to incandescent bulb, 40% compared to CFL

Application



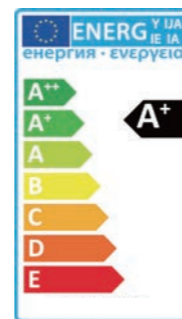
Specification

Product Description	Power (W)	Power Factor	Lumen (lm)	Efficacy (lm/W)	Input Current (mA)	CRI	CCT (K)	Average Lifetime(hrs)	Energy Level
LED-P-A70-E27-10W-Tunable Colour	10	0.5	820	82	85	80	4000K+Orange/Blue/Pink	25000	A+

Electrical Supply	
Frequency (Hz)	50/60Hz
Voltage (V)	220V-240V
AC / DC	AC

Application conditions	
IP	IP20
Operating Temperature	-20°C-45°C
Application Temperature	25°C
Storage Environment	-25°C-50°C

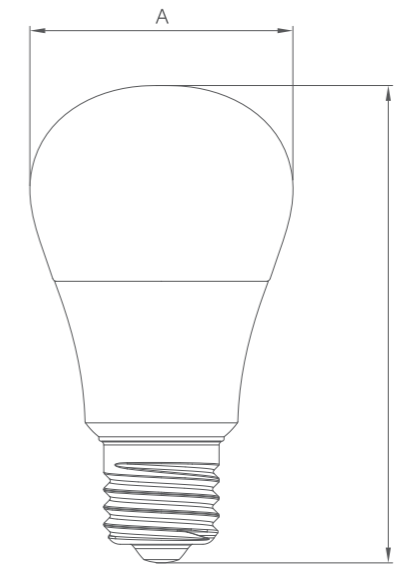
Mechanical Properties	
Optical Material	PC
Housing Material	PBT + Aluminum
Finishing Colour	White



Packaging Information

Product Description	Single Box(1pc/box)		Outer box		
	Dimensions(mm) (LxWxH)	Gross Weight (kg)	Dimensions(mm) (LxWxH)	Gross Weight (kg)	BOX QTY (pcs/unit)
LED-P-A70-E27-10W-Tunable Colour	72*72*131	0.144	740*305*150	5.76	40

Dimensional Drawing



A70 E27	
A (mm)	Φ71
B (mm)	130



LED Performer Tunable White Bulb


Features

- Change CCTs from 6000K to 3000K and 4000K by switch on/off
- Long lifespan, install and forget
- Energy efficient

Benefits

- Easy control by switch and no need any app or remote control.
- Lasts 20 times longer than incandescent bulb, up to 20 years lifetime
- Up to 85% energy savings compared to incandescent bulb, 40% compared to CFL

Application



Specification

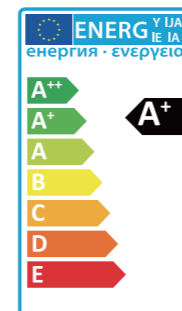
Product Description	Power (W)	Power Factor	Lumen (lm)	Efficacy (lm/W)	CRI	CCT (K)	Life Time (hrs)
LED-P-A60-E27-7W-Tunable White-CT	7	0.5	650	93	80	3000k/4000k/6000k	25000
LED-P-A60-E27-9W-Tunable White-CT	9	0.5	806	90	80	3000k/4000k/6000k	25000

Application Conditions	
IP	20
Operating Temperature	-20-45°C
Application Temperature	25°C
Storage Environment	-25-50°C

Mechanical and Finishing Properties	
Optical Material	PC
Housing Material	PBT + Aluminum
Finishing Colour	White

Electrical supply	
Frequency (Hz)	50/60Hz
Voltage (V)	220V-240V
AC/DC	AC


CB



Packaging Information

Product Description	Single Box(1pc/box)		Packaging Unit		
	Dimensions(mm) (HxWxL)	Gross Weight (kg)	Dimensions(mm) (HxWxL)	Gross Weight (kg)	Packing QTY (pcs/CTN)
LED-P-A60-E27-7W-Tunable White-CT	122*62*62	0.093	640*265*140	3.72	40
LED-P-A60-E27-9W-Tunable White-CT	122*62*62	0.093	640*265*140	3.72	40

Dimensional Drawing



A60 E27	
A (mm)	Φ60
B (mm)	109

Packaging Information

Product Description	Single Box(1pc/box)		Outer box		
	Dimensions(mm) (LxWxH)	Gross Weight (kg)	Dimensions(mm) (LxWxH)	Gross Weight (kg)	BOX QTY (pcs/unit)
LED E G50 E27 4W Dim	52x52x111	0.057	352x280x136	0.35	30
LED E G50 E14 4W Dim	52x52x111	0.054	352x280x136	2.27	30
LED E G50 E27 6W Dim	52x52x111	0.075	352x280x136	2.89	30
LED E G50 E14 6W Dim	52x52x111	0.073	352x280x136	2.84	30
LED E2 A50 E27 6.5W Dim	52x52x111	0.083	350x285x140	3.12	30
LED E2 A50 B22 6.5W Dim	52x52x111	0.096	350x285x140	3.51	30
LED E2 A60 E27 9.5W Dim	122x62x62	0.117	410x335x150	4.11	30
LED E2 A60 B22 9.5W Dim	122x62x62	0.120	410x335x150	4.05	30
LED E A70 E27 12W Dim	143x73x73	0.165	480x390x175	6.01	30
LED E A70 B22 12W Dim	143x73x73	0.170	480x390x175	6.15	30



LED EcoMax Bulb Dim

Features

- Dimmable from 10-100% brightness
- Wide light diffusion angle up to 300°
- Broad range of wattages and caps
- Energy efficient

Benefits

- Tune light intensity to suit your environment or the time of day
- Light where you need it
- Easily retrofit conventional fixtures with LED
- Up to 80% energy savings compared to incandescent bulb, 35% compared to CFL

Application

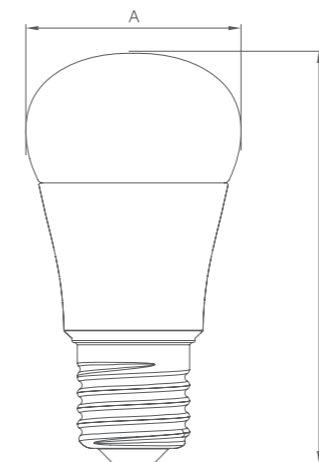


Home Hotel Retail

Specification

Product Description	Power (W)	Power Factor	Lumen (lm)	Efficacy (lm/W)	Input current (mA)	CRI	CCT (K)	Average Lifetime(hrs)	Energy Level
LED E G50 E27 4W Dim	4	0.7	250	63	24	80	2700	15000	A+
LED E G50 E14 4W Dim	4	0.7	250	63	24	80	2700	15000	A+
LED E G50 E27 6W Dim	6	0.7	420	70	32	80	2700	15000	A+
LED E G50 E14 6W Dim	6	0.7	420	70	32	80	2700	15000	A+
LED E2 A50 E27 6.5W Dim	6.5	0.7	470	72	37	80	2700/6500	15000	A+
LED E2 A50 B22 6.5W Dim	6.5	0.7	470	72	37	80	2700/6500	15000	A+
LED E2 A60 E27 9.5W Dim	9.5	0.7	806	85	52	80	2700/6500	15000	A+
LED E2 A60 B22 9.5W Dim	9.5	0.7	806	85	52	80	2700/6500	15000	A+
LED E A70 E27 12W Dim	12	0.7	1055	88	62	80	2700/6500	15000	A+
LED E A70 B22 12W Dim	12	0.7	1055	88	62	80	2700/6500	15000	A+

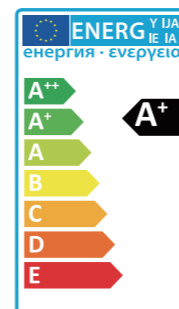
Dimensional Drawing



	G50 E14	G50 E27	A50 E27	A50 B22	A60 E27	A60 B22	A70 E27	A70 B22
A (mm)	Φ50	Φ50	Φ50	Φ50	Φ60	Φ60	Φ70	Φ70
B (mm)	95	95	95	93	109	107	130	128

Application Conditions	
IP	20
Operating Temperature	-20-45°C
Application Temperature	25°C
Storage Environment	-25-50°C

Mechanical and Finishing Properties	
Optical Material	PC
Housing Material	PBT + Aluminum
Finishing Colour	White





LED EcoMax1 Candle

Packaging Information

Product Description	Single Box(1pc/box)		Outer box		
	Dimensions(mm) (LxWxH)	Gross Weight (kg)	Dimensions(mm) (LxWxH)	Gross Weight (kg)	BOX QTY (pcs/unit)
LED E1 C35 E14 3W Golden/Silver	35x35x108	0.049	410x215x137	2.45	50
LED E1 C35 E14 5W Golden/Silver	35x35x110	0.049	410x215x137	2.45	50
LED E1 F35 E14 3W Golden/Silver	35x35x135	0.052	410x215x155	2.60	50
LED E1 F35 E14 5W Golden/Silver	35x35x135	0.052	410x215x155	2.60	50
LED E1 C35 E14 3W White	35x35x108	0.047	410x215x137	2.35	50
LED E1 C35 E14 5W White	35x35x110	0.047	410x215x137	2.35	50
LED E1 F35 E14 3W White	35x35x135	0.050	410x215x155	2.50	50
LED E1 F35 E14 5W White	35x35x135	0.050	410x215x155	2.50	50


Features

- Light emitted through prism lens
- Gold, silver and white color options
- Energy efficient

Benefits

- Ideal for use in chandeliers, produces beautiful sparkling effect
- Easily match fixture color
- Up to 85% energy savings compared to incandescent candle

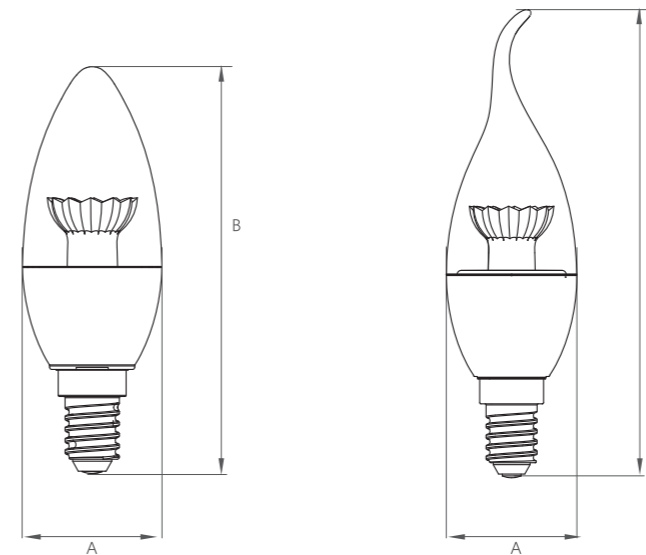
Application



Specification

Product Description	Power (W)	Power Factor	Lumen (lm)	Efficacy (lm/W)	Beam Angle (°)	CRI	CCT (K)	Average Lifetime(hrs)	Energy Level	Finishing Colour	Tail Shape
LED E1 C35 E14 3W Golden/Silver	3	0.5	250	83	240°	80	2700K/6500K	20000	A+	Golden/Silver	Bubble
LED E1 C35 E14 5W Golden/Silver	5	0.5	425	85	240°	80	2700K/6500K	20000	A+	Golden/Silver	Bubble
LED E1 F35 E14 3W Golden/Silver	3	0.5	250	83	240°	80	2700K/6500K	20000	A+	Golden/Silver	Flame
LED E1 F35 E14 5W Golden/Silver	5	0.5	425	85	240°	80	2700K/6500K	20000	A+	Golden/Silver	Flame
LED E1 C35 E14 3W White	3	0.5	265	88	240°	80	2700K/6500K	20000	A+	White	Bubble
LED E1 C35 E14 5W White	5	0.5	450	90	240°	80	2700K/6500K	20000	A+	White	Bubble
LED E1 F35 E14 3W White	3	0.5	265	88	240°	80	2700K/6500K	20000	A+	White	Flame
LED E1 F35 E14 5W White	5	0.5	450	90	240°	80	2700K/6500K	20000	A+	White	Flame

Dimensional Drawing



	C35	F35
A (mm)	Φ35	Φ35
B (mm)	105	125

Electrical Supply	
Frequency (Hz)	50/60Hz
Voltage (V)	220V-240V
AC / DC	AC

Mechanical Properties	
Optical Material	PC
Housing Material	PBT
Finishing Colour	Golden/Silver/White

Application Conditions	
IP	IP20
Operating Temperature	-20°C-45°C
Application Temperature	25°C
Storage Environment	-25°C-50°C





Packaging Information

Product Description	Single Box(1pc/box)		Outer box		
	Dimensions(mm) (LxWxH)	Gross Weight (kg)	Dimensions(mm) (LxWxH)	Gross Weight (kg)	BOX QTY (pcs/unit)
LED E2 MR16 5W	52x52x55	0.047	550x280x135	4.7	100
LED E2 MR16 6W	52x52x55	0.047	550x280x135	4.7	100
LED E2 MR16 8W	52x52x55	0.069	550x280x135	6.9	100
LED E2 GU10/GX5.3 4.5W	52x52x62	0.052	550x280x150	5.2	100
LED E2 GU10/GX5.3 6W	52x52x62	0.052	550x280x150	5.2	100
LED E2 GU10/GX5.3 8W	52x52x65	0.083	550x280x155	8.3	100
LED E2 GU10/GX5.3 5W Dim	52x52x62	0.052	550x280x150	5.2	100
LED E2 GU10/GX5.3 6W Dim	52x52x62	0.052	550x280x150	5.2	100
LED E2 GU10/GX5.3 7.5W Dim	52x52x65	0.083	550x280x155	8.3	100


Features

- High lumen output
- Easy retrofit
- Energy Saving

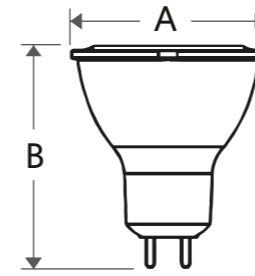
Benefits

- Easy replace 35W-75W halogen
- GU5.3/GU10/GX5.3 optional, easy retrofit with different application
- Up to 85% energy savings compared to halogen

Application



Dimensional Drawing



	MR16 5/6W	MR16 8W	GU10/GX5.3 5/6W	MR16 8W
A (mm)	Φ50	Φ50	Φ50	Φ50
B (mm)	45	48	54	57

Specification

Product Description	Input Voltage	Power (W)	Lumen (lm)	Efficacy (lm/W)	Beam Angle (°)	CRI	CCT (K)	Average Lifetime(hrs)	Energy Level
LED E2 MR16 5W	12V A/DC	5	370	74	36°	80	2700K/6500K	20000	A+
LED E2 MR16 6W	12V A/DC	6	480	80	36°	80	2700K/6500K	20000	A+
LED E2 MR16 8W	12V A/DC	8	700	88	36°	80	2700K/6500K	20000	A+
LED E2 GU10/GX5.3 4.5W	220-240V-	4.5	400	89	36°	80	2700K/6500K	20000	A+
LED E2 GU10/GX5.3 6W	220-240V-	6	470	78	36°	80	2700K/6500K	20000	A+
LED E2 GU10/GX5.3 8W	220-240V-	8	735	92	36°	80	2700K/6500K	20000	A+
LED E2 GU10/GX5.3 5W Dim	220-240V-	5	410	82	36°	80	2700K/6500K	20000	A+
LED E2 GU10/GX5.3 6W Dim	220-240V-	6	500	83	36°	80	2700K/6500K	20000	A+
LED E2 GU10/GX5.3 7.5W Dim	220-240V-	7.5	660	88	36°	80	2700K/6500K	20000	A+

Electrical Supply

Frequency (Hz)	50/60Hz
Voltage (V)	12V A/DC or 220V-240V
AC / DC	AC or DC

Mechanical Properties

Optical Material	PC
Housing Material	Thermal Plastic + Aluminum
Finishing Colour	White

Application Conditions

IP	IP20
Operating Temperature	-20°C-40°C
Application Temperature	25°C
Storage Environment	-25°C-50°C





LED EcoMax R63/R80


Features

- High Lumen Output
- Perfect Optical Design
- Energy efficient

Benefits

- Up to 750lm for R63 and 1050lm for R80
- An optimized optical design allows use in downlights without reflectors
- Up to 80% energy savings compared to halogen R63/R80

Application



Specification

Product Description	Power (W)	Power Factor	Lumen (lm)	Efficacy (lm/W)	CRI	CCT (K)	Average Lifetime(hrs)	Energy Level
LED-E2-R63-E27-9W-3000K-CT	9	0.5	700	78	80	3000	20000	A+
LED-E2-R63-E27-9W-6000K-CT	9	0.5	750	83	80	6000	20000	A+
LED-E2-R80-E27-12W-3000K-CT	12	0.5	950	79	80	3000	20000	A+
LED-E2-R80-E27-12W-6000K-CT	12	0.5	1050	88	80	6000	20000	A+

Application Conditions	
IP	20
Operating Temperature	-20-45°C
Application Temperature	25°C
Storage Environment	-25-50°C

Mechanical and Finishing Properties	
Optical Material	PC
Housing Material	PBT+Aluminum
Finishing Colour	White

Electrical supply	
Frequency (Hz)	50/60Hz
Voltage (V)	220V-240V
AC/DC	AC


IEC Safety



Packaging Information

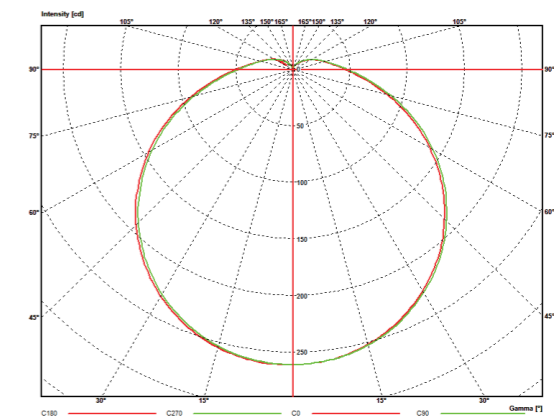
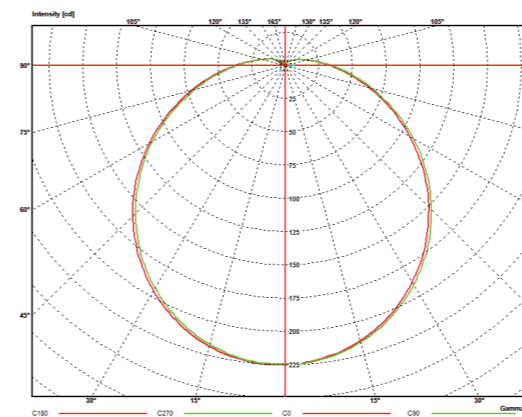
Product Description	Single Box(1pc/box)		Packaging Unit		
	Dimensions(mm) (LxWxH)	Gross Weight (kg)	Dimensions(mm) (LxWxH)	Gross Weight (kg)	Packing QTY (pcs/CTN)
LED-E2-R63-E27-9W-3000K-CT	66x66x123	0.081	350x350x270	4.05	50
LED-E2-R63-E27-9W-6000K-CT	66x66x123	0.081	350x350x270	4.05	50
LED-E2-R80-E27-12W-3000K-CT	83x83x136	0.137	440x440x295	6.85	50
LED-E2-R80-E27-12W-6000K-CT	83x83x136	0.137	440x440x295	6.85	50

Dimensional Drawing



	R63	R80
A (mm)	Φ63	Φ80
B (mm)	104	117

Light Distribution



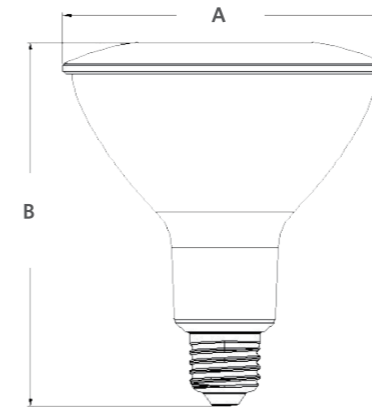


LED EcoMax Outdoor PAR38

Packaging Information

Product Description	Single Box(1pc/box)		Outer box		
	Dimensions(mm) (LxWxH)	Gross Weight (kg)	Dimensions(mm) (LxWxH)	Gross Weight (kg)	BOX QTY (pcs/unit)
LED EcoMax Outdoor PAR38	124*124*163	0.308	645*520*350	12.32	40

Dimensional Drawing



	PAR38
A (mm)	Φ121
B (mm)	136


Features

- High lumen output up to 100lm/W
- Safety
- Energy efficient

Benefits

- Easy replace 100W halogen
- Using plastic lamp body to prevent electric shock risk
- Up to 85% energy savings compared to halogen

Application



Specification

Product Description	Power (W)	Power Factor	Lumen (lm)	Efficacy (lm/W)	Beam Angle (°)	CRI	CCT (K)	Average Lifetime(hrs)	Energy Level
LED E Outdoor PAR38 WV 14W 24D 2700K *	14	0.9	1350	96	24°	80	2700K	25000hrs	A+
LED E Outdoor PAR38 WV 14W 24D 4000K *	14	0.9	1400	100	24°	80	4000K	25000hrs	A+
LED E Outdoor PAR38 WV 14W 24D 6500K *	14	0.9	1400	100	24°	80	6500K	25000hrs	A+

*Outdoor applications requires a suitable IP rated fixture for water & moisture protection.

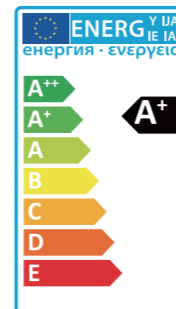
Electrical Supply	
Frequency (Hz)	50/60Hz
Voltage (V)	100V-240V
AC / DC	AC

Mechanical Properties	
Optical Material	PC
Housing Material	PBT + Aluminum
Finishing Colour	White

Application Conditions	
IP	IP65*
Operating Temperature	-20°C-40°C
Application Temperature	25°C
Storage Environment	-25°C-50°C

*IP65 only suitable for lens and lamp body and not including E27 base part.

*Outdoor applications requires a suitable IP rated fixture for water & moisture protection.





LED EcoMax Filament Bulb G45/A60

Features

- Reach same lighting performance as incandescent.
- Above 120lm/W efficiency and 360°beam angle
- Energy efficient

Benefits

- Could replace incandescent lamps directly
- Light where you need it
- Up to 85% energy savings compared to incandescent bulb, 40% compared to CFL

Application



Specification

Item Description	Power (W)	Power Factor	Lumen (lm)	Efficacy (lm/W)	Input Current (mA)	CRI	CCT (K)	Average Lifetime(hrs)	Energy Level
LED E G45 E14 4W FILA	4	0.5	480	120	32	80	2700K	20000	A++
LED E G45 E27 4W FILA	4	0.5	480	120	32	80	2700K	20000	A++
LED E A60 E27 4W FILA	4	0.5	480	120	32	80	2700K/6500K	20000	A++
LED E A60 E27 6W FILA	6	0.5	660	110	44	80	2700K/6500K	20000	A++
LED E A60 E27 8W FILA	8	0.5	880	110	56	80	2700K/6500K	20000	A++

Electrical Supply

Frequency (Hz)	50/60
Voltage (V)	220-240
AC / DC	AC

Application conditions

IP	IP20
Operating Temperature	-20°C-45°C
Application Temperature	25°C
Storage Environment	-25°C-50°C

Mechanical Properties

Optical Material	Glass
Housing Material	Glass
Finishing Colour	Clear

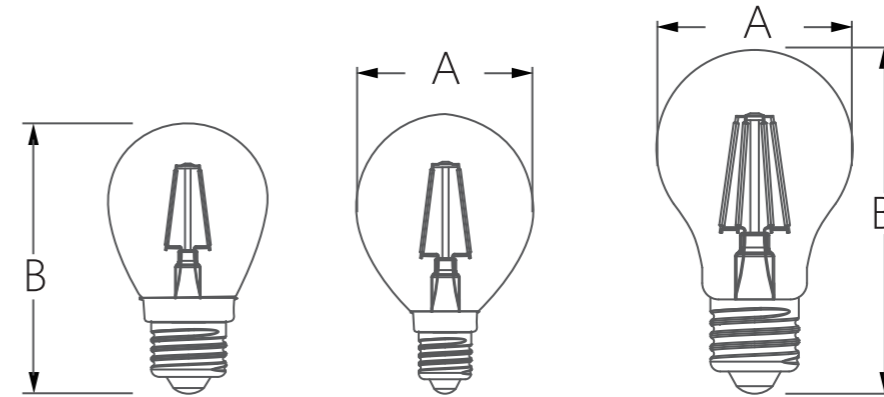
CB
IEC Safety



Packaging Information

Product Description	Single Box(1pc/box)		Outer box		
	Dimensions(mm) (LxWxH)	Gross Weight (kg)	Dimensions(mm) (LxWxH)	Gross Weight (kg)	BOX QTY (pcs/unit)
LED E G45 E14 4W FILA	49x49x90	0.049	510x260x200	4.9	100
LED E G45 E27 4W FILA	49x49x90	0.049	510x260x200	4.9	100
LED E A60 E27 4W FILA	62x62x124	0.065	640x330x270	6.5	100
LED E A60 E27 6W FILA	62x62x124	0.065	640x330x270	6.5	100
LED E A60 E27 8W FILA	62x62x124	0.065	640x330x270	6.5	100

Dimensional Drawing



	G45 E14	G45 E27	A60 E27
A (mm)	Φ45	Φ45	Φ60
B (mm)	80	80	110



LED EcoMax Filament Bulb ST64

Features

- Reach same lighting performance as incandescent.
- Above 120lm/W efficiency and 360°beam angle
- Energy efficient

Benefits

- Could replace incandescent lamps directly
- Light where you need it
- Up to 85% energy savings compared to incandescent bulb, 40% compared to CFL

Application



Specification

Product Description	Power (W)	Power Factor	Lumen (lm)	Efficacy (lm/W)	Input Current (mA)	CRI	CCT (K)	Average Lifetime(hrs)	Energy Level
LED E ST64 E27 4W FILA	4	0.5	480	120	32	80	2700K	20000	A++
LED E ST64 E27 6W FILA	6	0.5	660	110	44	80	2700K	20000	A++
LED E ST64 E27 8W FILA	8	0.5	880	110	56	80	2700K	20000	A++
LED E ST64 E27 4W FILA Golden	4	0.5	360	90	32	75	2200K	20000	A+
LED E ST64 E27 6W FILA Golden	6	0.5	540	90	44	75	2200K	20000	A+
LED E ST64 E27 8W FILA Golden	8	0.5	720	90	56	75	2200K	20000	A+

Electrical Supply	
Frequency (Hz)	50/60
Voltage (V)	220V-240V
AC / DC	AC

Application conditions	
IP	IP20
Operating Temperature	-20°C-45°C
Application Temperature	25°C
Storage Environment	-25°C-50°C

Mechanical Properties	
Optical Material	Glass
Housing Material	Glass
Finishing Colour	Clear/Golden

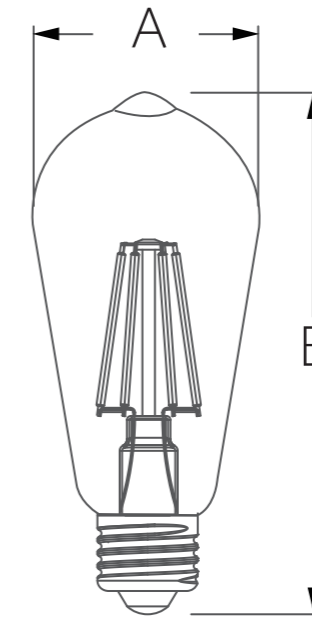
CB
IEC Safety



Packaging Information

Product Description	Single Box(1pc/box)		Outer box		
	Dimensions(mm) (LxWxH)	Gross Weight (kg)	Dimensions(mm) (LxWxH)	Gross Weight (kg)	BOX QTY (pcs/unit)
LED E ST64 E27 4W FILA	72*72*163	0.123	600*380*180	4.92	40
LED E ST64 E27 6W FILA	72*72*163	0.123	600*380*180	4.92	40
LED E ST64 E27 8W FILA	72*72*163	0.123	600*380*180	4.92	40
LED E ST64 E27 4W FILA Golden	72*72*163	0.123	600*380*180	4.92	40
LED E ST64 E27 6W FILA Golden	72*72*163	0.123	600*380*180	4.92	40
LED E ST64 E27 8W FILA Golden	72*72*163	0.123	600*380*180	4.92	40

Dimensional Drawing



ST64 E27	
A (mm)	Φ64
B (mm)	145



LED EcoMax Filament Bulb G95 G125

Features

- Reach same lighting performance as incandescent.
- Above 120lm/W efficiency and 360°beam angle
- Energy efficient

Benefits

- Could replace incandescent lamps directly
- Light where you need it
- Up to 85% energy savings compared to incandescent bulb, 40% compared to CFL

Application



Specification

Product Description	Power (W)	Power Factor	Lumen (lm)	Efficacy (lm/W)	Input Current (mA)	CRI	CCT (K)	Average Lifetime(hrs)	Energy Level
LED E G95 E27 6W FILA Clear	6	0.5	660	110	44	80	2700K	20000	A++
LED E G125 E27 8W FILA Clear	8	0.5	880	110	56	80	2700K	20000	A++
LED E G95 E27 6W FILA Frosted	6	0.5	540	90	44	80	2700K	20000	A+
LED E G125 E27 8W FILA Frosted	8	0.5	720	90	56	80	2200K	20000	A+

Electrical Supply	
Frequency (Hz)	50/60Hz
Voltage (V)	220V-240V
AC / DC	AC

Application conditions	
IP	IP20
Operating Temperature	-20°C-45°C
Application Temperature	25°C
Storage Environment	-25°C-50°C

Mechanical Properties	
Optical Material	Glass
Housing Material	Glass
Finishing Colour	Clear/Frosted

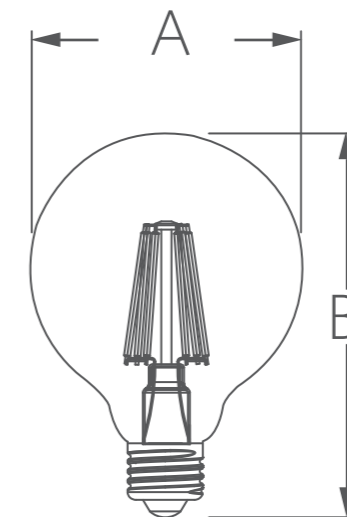
CB
IEC Safety



Packaging Information

Product Description	Single Box(1pc/box)		Outer box		
	Dimensions(mm) (LxWxH)	Gross Weight (kg)	Dimensions(mm) (LxWxH)	Gross Weight (kg)	BOX QTY (pcs/unit)
LED E G95 E27 6W FILA Clear	107x107x160	0.19	555x450x180	3.8	20
LED E G125 E27 8W FILA Clear	140x140x198	0.26	720x580x220	5.2	20
LED E G95 E27 6W FILA Frosted	107x107x160	0.19	555x450x180	3.8	20
LED E G125 E27 8W FILA Frosted	140x140x198	0.26	720x580x220	5.2	20

Dimensional Drawing



	G95 E27	G125 E27
A (mm)	Φ95	Φ125
B (mm)	138	175

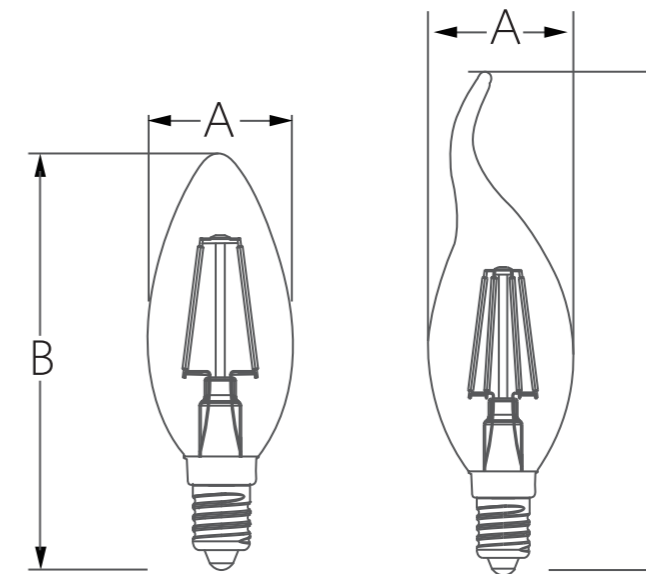


LED EcoMax Filament Candle

Packaging Information

Product Description	Single Box(1pc/box)		Outer box		
	Dimensions(mm) (LxWxH)	Gross Weight (kg)	Dimensions(mm) (LxWxH)	Gross Weight (kg)	BOX QTY (pcs/unit)
LED E C35 E14 2W FILA	39*39*140	0.04	410*410*160	4	100
LED E F35 E14 2W FILA	39*39*140	0.04	410*410*160	4	100
LED E C35 E14 4W FILA	39*39*140	0.04	410*410*160	4	100
LED E F35 E14 4W FILA	39*39*140	0.04	410*410*160	4	100

Dimensional Drawing



	C35 E14	F35 E14
A (mm)	Φ35	Φ35
B (mm)	100	120

Features

- Reach same lighting performance as incandescent.
- Above 120lm/W efficiency and 360°beam angle
- Energy efficient

Benefits

- Could replace incandescent lamps directly
- Light where you need it
- Up to 85% energy savings compared to incandescent bulb, 40% compared to CFL

Application



Specification

Product Description	Power (W)	Power Factor	Lumen (lm)	Efficacy (lm/W)	Input Current (mA)	CRI	CCT (K)	Average Lifetime(hrs)	Energy Level
LED E C35 E14 2W FILA	2	0.5	240	120	17	80	2700K	20000	A++
LED E F35 E14 2W FILA	2	0.5	240	120	17	80	2700K	20000	A++
LED E C35 E14 4W FILA	4	0.5	480	120	32	80	2700K	20000	A++
LED E F35 E14 4W FILA	4	0.5	480	120	32	80	2700K	20000	A++

Electrical Supply	
Frequency (Hz)	50/60Hz
Voltage (V)	220V-240V
AC / DC	AC

Application conditions	
IP	IP20
Operating Temperature	-20°C-45°C
Application Temperature	25°C
Storage Environment	-25°C-50°C

Mechanical Properties	
Optical Material	Glass
Housing Material	Glass
Finishing Colour	Clear

CB

IEC Safety





LED EcoMax1 T5 Batten


Features

- Plastic unibody design with integrated connector
- Broad range of lengths and color temperatures
- Energy efficient

Benefits

- Easy, accessory free installation
- Easily retrofit conventional fixtures with LED
- Up to 50% energy savings compared to conventional T5 batten

Application



Specification

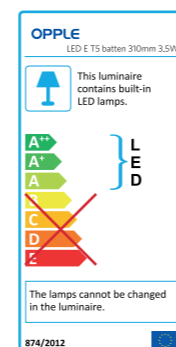
Item Description	Power (W)	Power Factor	Lumen (lm)	Efficacy (lm/W)	CRI	CCT (K)	Life Time (hrs)
LED-E1-T5 batten-310mm-3.5W-3000K-CT-A	3.5	0.5	300	86	75	3000	20000
LED-E1-T5 batten-310mm-3.5W-4000K-CT-A	3.5	0.5	300	86	75	4000	20000
LED-E1-T5 batten-310mm-3.5W-5700K-CT-A	3.5	0.5	300	86	75	5700	20000
LED-E1-T5 batten-570mm-7W-3000K-CT-A	7	0.5	600	86	75	3000	20000
LED-E1-T5 batten-570mm-7W-4000K-CT-A	7	0.5	600	86	75	4000	20000
LED-E1-T5 batten-570mm-7W-5700K-CT-A	7	0.5	600	86	75	5700	20000
LED-E1-T5 batten-870mm-10.5W-3000K-CT-A	10.5	0.5	900	86	75	3000	20000
LED-E1-T5 batten-870mm-10.5W-4000K-CT-A	10.5	0.5	900	86	75	4000	20000
LED-E1-T5 batten-870mm-10.5W-5700K-CT-A	10.5	0.5	900	86	75	5700	20000
LED-E1-T5 batten-1170mm-14W-3000K-CT-A	14	0.5	1200	86	75	3000	20000
LED-E1-T5 batten-1170mm-14W-4000K-CT-A	14	0.5	1200	86	75	4000	20000
LED-E1-T5 batten-1170mm-14W-5700K-CT-A	14	0.5	1200	86	75	5700	20000

Application Conditions	
IP	20
Operating Temperature	-10-40°C
Application Temperature	25°C
Storage Environment	-25-50°C

Electrical supply	
Frequency (Hz)	50/60Hz
Voltage (V)	220V-240V
AC/DC	AC

Mechanical and Finishing Properties	
Optical Material	PC
Housing Material	PC
Finishing Colour	White

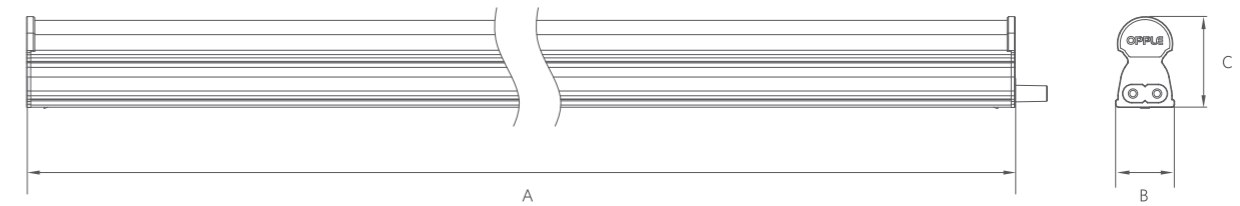
CE CB



Packaging Information

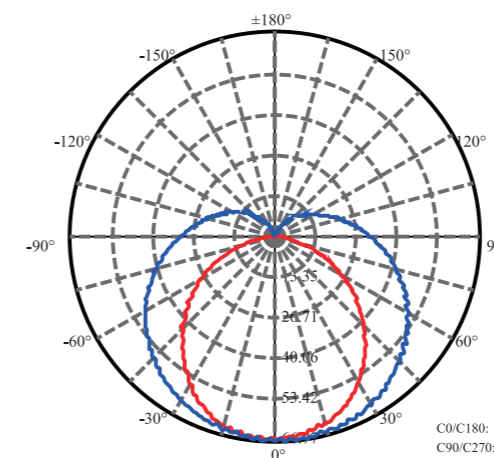
Product Description	Single Box(1pc/box)		Packaging Unit		
	Dimensions(mm) (LxWxH)	Gross Weight (kg)	Dimensions(mm) (LxWxH)	Gross Weight (kg)	Packing QTY (pcs/CTN)
LED-E1-T5 batten-310mm-3.5W-3000K-CT-A	415x37x26	0.15	485x200x180	4.38	30
LED-E1-T5 batten-310mm-3.5W-4000K-CT-A	415x37x26	0.15	485x200x180	4.38	30
LED-E1-T5 batten-310mm-3.5W-5700K-CT-A	415x37x26	0.15	485x200x180	4.38	30
LED-E1-T5 batten-570mm-7W-3000K-CT-A	675x37x26	0.19	745x200x180	5.82	30
LED-E1-T5 batten-570mm-7W-4000K-CT-A	675x37x26	0.19	745x200x180	5.82	30
LED-E1-T5 batten-570mm-7W-5700K-CT-A	675x37x26	0.19	745x200x180	5.82	30
LED-E1-T5 batten-870mm-10.5W-3000K-CT-A	975x37x26	0.26	1045x200x180	7.71	30
LED-E1-T5 batten-870mm-10.5W-4000K-CT-A	975x37x26	0.26	1045x200x180	7.71	30
LED-E1-T5 batten-870mm-10.5W-5700K-CT-A	975x37x26	0.26	1045x200x180	7.71	30
LED-E1-T5 batten-1170mm-14W-3000K-CT-A	1275x37x26	0.32	1345x200x180	9.48	30
LED-E1-T5 batten-1170mm-14W-4000K-CT-A	1275x37x26	0.32	1345x200x180	9.48	30
LED-E1-T5 batten-1170mm-14W-5700K-CT-A	1275x37x26	0.32	1345x200x180	9.48	30
Leader Cable			185x105x105	0.60	30
Jumper Cable(two pin to two pin)			185x105x105	0.60	30

Dimensional Drawing




	3.5W	7W	10.5W	14W
A (mm)	310	570	870	1170
B (mm)	22	22	22	22
C (mm)	32.6	32.6	32.6	32.6

Light Distribution



Accessory Information



Leader Cable



Jumper Cable (two pin to two pin)



LED Performer1 T5 Batten


Features

- Plastic unibody design with integrated connector
- Broad range of lengths and color temperatures
- Energy efficient

Benefits

- Continuous light with no dark spots
- Accessory free Installation, easy to connect

Application



Specification

Item Description	Power (W)	Power Factor	Lumen (lm)	Efficacy (lm/W)	CRI	CCT	Life Time (hrs)
LED-P1-T5 batten-310mm-3.5W-3000K	3.5	0.9	300	86	70	3000	40000
LED-P1-T5 batten-310mm-3.5W-4000K	3.5	0.9	300	86	70	4000	40000
LED-P1-T5 batten-310mm-3.5W-5700K	3.5	0.9	300	86	70	5700	40000
LED-P1-T5 batten-570mm-7W-3000K	7	0.9	600	86	70	3000	40000
LED-P1-T5 batten-570mm-7W-4000K	7	0.9	600	86	70	4000	40000
LED-P1-T5 batten-570mm-7W-5700K	7	0.9	600	86	70	5700	40000
LED-P1-T5 batten-870mm-10.5W-3000K	10.5	0.9	900	86	70	3000	40000
LED-P1-T5 batten-870mm-10.5W-4000K	10.5	0.9	900	86	70	4000	40000
LED-P1-T5 batten-870mm-10.5W-5700K	10.5	0.9	900	86	70	5700	40000
LED-P1-T5 batten-1170mm-14W-3000K	14	0.9	1200	86	70	3000	40000
LED-P1-T5 batten-1170mm-14W-4000K	14	0.9	1200	86	70	4000	40000
LED-P1-T5 batten-1170mm-14W-5700K	14	0.9	1200	86	70	5700	40000

Application Conditions

IP	IP20
Operating Temperature	-20-40°C
Application Temperature	25°C
Storage Environment	-25-50°C

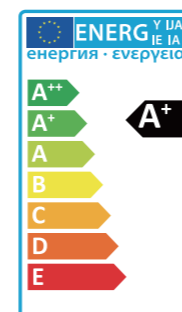
Electrical Supply

Frequency (Hz)	50/ 60
Voltage (V)	100-240
AC/DC	AC

Mechanical Properties

Optical Material	PC
Housing Material	PC+Aluminum
Finishing Colour	White


CB
IEC Safety



Packaging Information

Item Description	Single Box(1pc/box)		Packaging Unit		
	Dimensions(mm) (LxWxH)	Gross Weight (kg)	Dimensions(mm) (LxWxH)	Gross Weight (kg)	Packing Qty (pcs/unit)
LED-P1-T5 batten-310mm-3.5W-3000K	333X24X40	0.135	395X215X165	4.05	30
LED-P1-T5 batten-310mm-3.5W-4000K	333X24X40	0.135	395X215X165	4.05	30
LED-P1-T5 batten-310mm-3.5W-5700K	333X24X40	0.135	395X215X165	4.05	30
LED-P1-T5 batten-570mm-7W-3000K	633X35X234	0.186	695X215X165	5.58	30
LED-P1-T5 batten-570mm-7W-4000K	633X35X234	0.186	695X215X165	5.58	30
LED-P1-T5 batten-570mm-7W-5700K	633X35X234	0.186	695X215X165	5.58	30
LED-P1-T5 batten-870mm-10.5W-3000K	933X30X230	0.237	995X215X165	7.11	30
LED-P1-T5 batten-870mm-10.5W-4000K	933X30X230	0.237	995X215X165	7.11	30
LED-P1-T5 batten-870mm-10.5W-5700K	933X30X230	0.237	995X215X165	7.11	30
LED-P1-T5 batten-1170mm-14W-3000K	1233X35X324	0.289	1295X215X165	8.67	30
LED-P1-T5 batten-1170mm-14W-4000K	1233X35X324	0.289	1295X215X165	8.67	30
LED-P1-T5 batten-1170mm-14W-5700K	1233X35X324	0.289	1295X215X165	8.67	30

Dimensional Drawing



	4W	7W	11W	14W
A (mm)	300	600	900	1200
B (mm)	22.2	22.2	22.2	22.2
C (mm)	38	38	38	38



LED Performer 1 T8 Tube

Packaging Information

Item Code	Item Description	Single Box(1pc/box)		Packaging Unit		
		Dimensions(mm) (LxWxH)	Gross Weight (kg)	Dimensions(mm) (LxWxH)	Gross Weight (kg)	Packing Qty (pcs/unit)
140056784	LED-P1-T8-600mm-9W-3000K-Glass	608X38X38	0.200	710X205X210	5.00	25
140056785	LED-P1-T8-600mm-9W-4000K-Glass	608X38X38	0.200	710X205X210	5.00	25
140056786	LED-P1-T8-600mm-9W-6500K-Glass	608X38X38	0.200	710X205X210	5.00	25
140056787	LED-P1-T8-1200mm-18W-3000K-Glass	1218X38X38	0.350	1320X205X210	8.75	25
140056788	LED-P1-T8-1200mm-18W-4000K-Glass	1218X38X38	0.350	1320X205X210	8.75	25
140056789	LED-P1-T8-1200mm-18W-6500K-Glass	1218X38X38	0.350	1320X205X210	8.75	25
140065878	LED-P1-T8-1500mm-20W-3000K-Glass	1570X31X31	0.452	1600X215X215	11.30	25
140065879	LED-P1-T8-1500mm-20W-4000K-Glass	1570X31X31	0.452	1600X215X215	11.30	25
140065880	LED-P1-T8-1500mm-20W-6500K-Glass	1570X31X31	0.452	1600X215X215	11.30	25
140066466	LED-P1-T8-1500mm-23W-6500K-Glass	1590X30X30	0.340	1600X170X90	3.40	10


Features

- Wide voltage mains input
- Advanced coating technology
- Flicker free driver
- LED dummy starter
- Long lifespan, install and forget

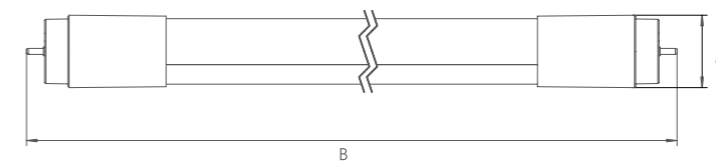
Benefits

- Use in different regions
- Even, balanced light
- Stress free ambient light
- Prevents overheating toward end of lifespan
- Lasts 2 times longer than conventional T8 tube with electronic system

Application



Dimensional Drawing



	9W	18W	20/23W
A (mm)	Φ28	Φ28	Φ28
B (mm)	604	1213	1512

Specification

Item Code	Product Description	Power (W)	Power Factor	Lumen (lm)	CRI	CCT (K)	Lifetime (hrs)
140056784	LED-P1-T8-600mm-9W-3000K-Glass	9	0.9	1050	80	3000K	40000
140056785	LED-P1-T8-600mm-9W-4000K-Glass	9	0.9	1100	80	4000K	40000
140056786	LED-P1-T8-600mm-9W-6500K-Glass	9	0.9	1100	80	6500K	40000
140056787	LED-P1-T8-1200mm-18W-3000K-Glass	18	0.9	2100	80	3000K	40000
140056788	LED-P1-T8-1200mm-18W-4000K-Glass	18	0.9	2200	80	4000K	40000
140056789	LED-P1-T8-1200mm-18W-6500K-Glass	18	0.9	2200	80	6500K	40000
140065878	LED-P1-T8-1500mm-20W-3000K-Glass	20	0.9	2000	80	3000K	30000
140065879	LED-P1-T8-1500mm-20W-4000K-Glass	20	0.9	2200	80	4000K	30000
140065880	LED-P1-T8-1500mm-20W-6500K-Glass	20	0.9	2200	80	6500K	30000
140066466	LED-P1-T8-1500mm-23W-6500K-Glass	23	0.9	3700	80	6500K	50000

Accessory Information



LED-Starte
(Replacement for conventional T8 Batten starter)

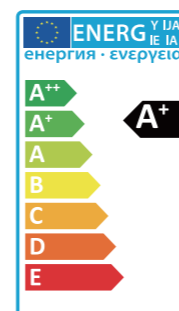


LED Utility T8 Empty Batten
(Match with single-ended T8 Tube)

Application Conditions	
IP	20
Operating Temperature	-10-45°C
Application Temperature	25°C
Storage Environment	-25-50°C

Mechanical and Finishing Properties	
Optical Material	Glass
Housing Material	Glass
Finishing Colour	White

Electrical supply	
Frequency (Hz)	50/60Hz
Voltage (V)	220V-240V
AC/DC	AC





LED Utility1 T8 Tube


Features

- Flicker free driver
- Energy efficient
- Long lifespan

Benefits

- Stress free ambient light
- Up to 60% energy saving compared to conventional T8 Tube
- Last 2 times longer than conventional T8 Tube with electromagnetic system

Application



Specification

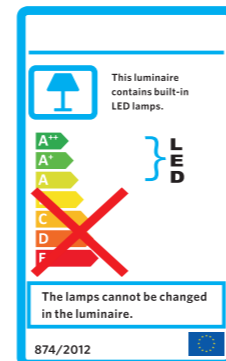
Item Description	Power (W)	Power Factor	Lumen (lm)	Efficacy (lm/W)	CRI	CCT (K)	Life Time (hrs) L70
LED-T8-U1-S-9W-600mm-3000K	9	0.5	800	90	70	3000	15000
LED-T8-U1-S-9W-600mm-4000K	9	0.5	800	90	70	4000	15000
LED-T8-U1-S-9W-600mm-6500K	9	0.5	800	90	70	6500	15000
LED-T8-U1-S-18W-1200mm-3000K	18	0.5	1600	90	70	3000	15000
LED-T8-U1-S-18W-1200mm-4000K	18	0.5	1600	90	70	4000	15000
LED-T8-U1-S-18W-1200mm-6500K	18	0.5	1600	90	70	6500	15000

Application Conditions	
IP	IP20
Operating Temperature	-20-45°C
Application Temperature	25°C
Storage Environment	-25-50°C

Electrical Supply	
Frequency (Hz)	50/ 60
Voltage (V)	220-240
AC/DC	AC

Mechanical Properties	
Optical Material	Glass
Housing Material	Aluminum
Finishing Colour	White

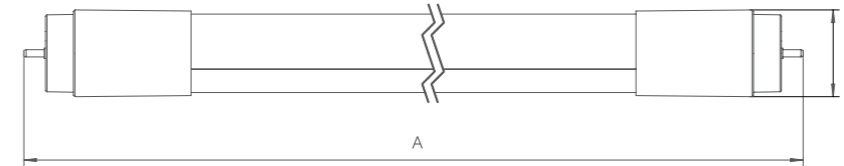
CB
IEC Safety



Packaging Information

Item Description	Single Box(1pc/box)		Packaging Unit		
	Dimensions(mm) (LxWxH)	Gross Weight (kg)	Dimensions(mm) (LxWxH)	Gross Weight (kg)	Packing Qty (pcs/unit)
LED-T8-U1-S-9W-600mm-3000K	605X27.5X27.5	0.14	700X205X210	3.4	25
LED-T8-U1-S-9W-600mm-4000K	605X27.5X27.5	0.14	700X205X210	3.4	25
LED-T8-U1-S-9W-600mm-6500K	605X27.5X27.5	0.14	700X205X210	3.4	25
LED-T8-U1-S-18W-1200mm-3000K	1215X27.5X27.5	0.26	1320X205X210	6.5	25
LED-T8-U1-S-18W-1200mm-4000K	1215X27.5X27.5	0.26	1320X205X210	6.5	25
LED-T8-U1-S-18W-1200mm-6500K	1215X27.5X27.5	0.26	1320X205X210	6.5	25
LED-Starter-250V-250mA-CT			245X190X145	1.0	200
LED-U-T8 empty batten-600mm-TT-CT			653X175X130	5.8	20
LED-U-T8 empty batten-1200mm-TT-CT			1260X175X130	10.8	20
LED-U-T8 empty batten-600mm-TTR-CT			653X177X113	5.8	10
LED-U-T8 empty batten-1200mm-TTR-CT			1260X177X113	10.8	10

Dimensional Drawing



	9W	18W
A(mm)	L604	L1213
B(mm)	Φ28	Φ28

Accessory Information



LED-Starter
(Replacement for conventional T8 Batten starter)



LED Utility1 T8 Empty Batten
(Match with Double-ended T8 Tube)



LED Utility2 T8 Tube Double Ends


Features

- Flicker free driver
- Energy efficient
- Long lifespan

Benefits

- Stress free ambient light
- Up to 60% energy saving compared to conventional T8 Tube
- Last 2 times longer than conventional T8 Tube with electromagnetic system

Application



Specification

Item Description	Power (W)	Power Factor	Lumen (lm)	Efficacy (lm/W)	CRI	CCT (K)	Life Time (hrs) L70
LED-T8-U2-dbl-9W-600mm-3000K	9	0.5	800	90	70	3000	15000
LED-T8-U2-dbl-9W-600mm-4000K	9	0.5	800	90	70	4000	15000
LED-T8-U2-dbl-9W-600mm-6500K	9	0.5	800	90	70	6500	15000
LED-T8-U2-dbl-18W-1200mm-3000K	18	0.5	1600	90	70	3000	15000
LED-T8-U2-dbl-18W-1200mm-4000K	18	0.5	1600	90	70	4000	15000
LED-T8-U2-dbl-18W-1200mm-6500K	18	0.5	1600	90	70	6500	15000

Application Conditions


IP	IP20
Operating Temperature	-20-45°C
Application Temperature	25°C
Storage Environment	-25-50°C

Mechanical Properties

Optical Material	Glass
Housing Material	PC
Finishing Colour	White

Electrical Supply


Frequency (Hz)	50/ 60
Voltage (V)	220-240
AC/DC	AC



Packaging Information

Item Description	Single Box(1pc/box)		Packaging Unit		
	Dimensions(mm) (LxWxH)	Gross Weight (kg)	Dimensions(mm) (LxWxH)	Gross Weight (kg)	Packing Qty (pcs/unit)
LED-T8-U2-dbl-9W-600mm-3000K	605X27.5X27.5	0.14	640X195X190	3.50	25
LED-T8-U2-dbl-9W-600mm-4000K	605X27.5X27.5	0.14	640X195X190	3.50	25
LED-T8-U2-dbl-9W-600mm-6500K	605X27.5X27.5	0.14	640X195X190	3.50	25
LED-T8-U2-dbl-18W-1200mm-3000K	1215X27.5X27.5	0.27	1240X195X190	6.70	25
LED-T8-U2-dbl-18W-1200mm-4000K	1215X27.5X27.5	0.27	1240X195X190	6.70	25
LED-T8-U2-dbl-18W-1200mm-6500K	1215X27.5X27.5	0.27	1240X195X190	6.70	25
LED-U2-T8 empty batten-1200mm-dbl-CT	1200X34.5X18.5	0.40	1253X192X120	12.00	30
LED-U2-T8 empty batten-600mm-dbl-CT	611X34.5X18.5	0.23	645X195X113	6.99	30
LED-U2-T8 empty batten-1200mm-dbl-R-CT	1200X34.5X18.5	0.62	1260X183X113	8.06	13
LED-U2-T8 empty batten-1200mm-dbl-TT-CT	1200X34.5X18.5	0.65	1260X175X168	6.50	10
LED-U2-T8 empty batten-1200mm-dbl-TTR-CT	1200X34.5X18.5	0.90	1260X175X173	8.10	9

Dimensional Drawing



	9W	18W
A(mm)	L604	L1213
B(mm)	Φ28	Φ28

Accessory Information



LED Utility2 T8 Empty Batten
(Match with Double-ended T8 Tube)



LED EcoMax DC 12V Strip

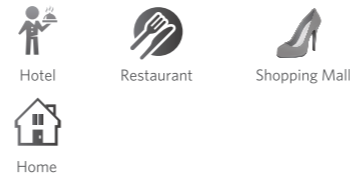
Features

- Broad beam angle
- High quality
- Energy efficient

Benefits

- Simple and safe installation
- Durable for indoor use

Application



Specification

Product Description	Power (W/m)	Lumen (lm/m)	Beam Angle (°)	CCT (K)	Lifetime (hrs)	Energy Level
LED-E-12/2835-01-6W/60-824-Bare-5M	6W/M	580	120°	2400K	15000	A+
LED-E-12/2835-01-6W/60-827-Bare-5M	6W/M	620	120°	2700K	15000	A+
LED-E-12/2835-01-6W/60-830-Bare-5M	6W/M	650	120°	3000K	15000	A+
LED-E-12/2835-01-6W/60-840-Bare-5M	6W/M	680	120°	4000K	15000	A+
LED-E-12/2835-01-6W/60-865-Bare-5M	6W/M	690	120°	6500K	15000	A+
LED-E-12/2835-01-6W/60-824-Tube-5M	6W/M	550	120°	2400K	15000	A+
LED-E-12/2835-01-6W/60-827-Tube-5M	6W/M	590	120°	2700K	15000	A+
LED-E-12/2835-01-6W/60-830-Tube-5M	6W/M	620	120°	3000K	15000	A+
LED-E-12/2835-01-6W/60-840-Tube-5M	6W/M	650	120°	4000K	15000	A+
LED-E-12/2835-01-6W/60-865-Tube-5M	6W/M	660	120°	6500K	15000	A+
LED-LV-STRIP-12V-U-4W-3000K-BL+DRIVER	4W/M	500	120°	3000K	15000	A+
LED-LV-STRIP-12V-U-4W-6500K-BL+DRIVER	4W/M	500	120°	6500K	15000	A+
LED-LV-STRIP-12V-U-12W-3000K	12W/M	1200	120°	3000K	15000	A+
LED-LV-STRIP-12V-U-12W-6500K	12W/M	1200	120°	6500K	15000	A+

Application Conditions	
IP	20
Operating Temperature	-10-45°C
Application Temperature	25°C
Storage Environment	-25-50°C

Mechanical and Finishing Properties	
Optical Material	PVC
Housing Material	Copper
Finishing Colour	White

Electrical supply	
Frequency (Hz)	50/60Hz
Voltage (V)	12V
AC/DC	DC



Packaging Information

Item Description	Single Box(1pc/box)		Packaging Unit			Remark
	Dimensions(mm) (LxWxH)	Gross Weight (kg)	Dimensions(mm) (LxWxH)	Gross Weight (kg)	Packing Qty (pcs/unit)	
LED-E-12/2835-01-6W/60-824-Bare-5M	5000*8*2.5	0.06	460*230*380	8	80M	4*20 roll (5M/roll)
LED-E-12/2835-01-6W/60-827-Bare-5M	5000*8*2.5	0.06	460*230*380	8	80M	4*20 roll (5M/roll)
LED-E-12/2835-01-6W/60-830-Bare-5M	5000*8*2.5	0.06	460*230*380	8	80M	4*20 roll (5M/roll)
LED-E-12/2835-01-6W/60-840-Bare-5M	5000*8*2.5	0.06	460*230*380	8	80M	4*20 roll (5M/roll)
LED-E-12/2835-01-6W/60-865-Bare-5M	5000*8*2.5	0.06	460*230*380	8	80M	4*20 roll (5M/roll)
LED-E-12/2835-01-6W/60-824-Tube-5M	5000*10*4	0.21	465*305*270	10.4	40M	2*20 roll (5M/roll)
LED-E-12/2835-01-6W/60-827-Tube-5M	5000*10*4	0.21	465*305*270	10.4	40M	2*20 roll (5M/roll)
LED-E-12/2835-01-6W/60-830-Tube-5M	5000*10*4	0.21	465*305*270	10.4	40M	2*20 roll (5M/roll)
LED-E-12/2835-01-6W/60-840-Tube-5M	5000*10*4	0.21	465*305*270	10.4	40M	2*20 roll (5M/roll)
LED-E-12/2835-01-6W/60-865-Tube-5M	5000*10*4	0.21	465*305*270	10.4	40M	2*20 roll (5M/roll)
LED-LV-STRIP-12V-U-4W-3000K-BL+DRIVER	5000*8*1.3	0.26	445*370*230	5.6	20	5M strip and driver
LED-LV-STRIP-12V-U-4W-6500K-BL+DRIVER	5000*8*1.3	0.26	445*370*230	5.6	20	5M strip and driver
LED-LV-STRIP-12V-U-12W-3000K	5000*8*1.3	0.08	460*230*390	7.2	80	only 5M strip
LED-LV-STRIP-12V-U-12W-6500K	5000*8*1.3	0.08	460*230*390	7.2	80	only 5M strip
LED-E-12/2835-01-Input connector-4A	/	0.002	285*220*245	24	12000	120*100pcs
LED-E-12/2835-01-Middle connector-4A	/	0.001	285*220*245	32	32000	320*100pcs
LED-E-12/2835-01-Jumper connector-4A	/	0.003	285*220*245	18	6000	60*100pcs
LED-E-Strip-Driver-30W-DC12V	194*43*43	0.208	250*225*170	4.76	20	20pcs
LED-E-Strip-Driver-60W-DC12V	194*43*43	0.264	250*225*170	6	20	20pcs

Dimensional Drawing



	6W(Tube)	6W(Bare)	4/12W
A (mm)	5000	5000	5000
B (mm)	10	8	8
C (mm)	4	2.5	1.3



LED Utility Strip HV


Features

- High quality
- Good flexibility for any shape
- Easy installation

Benefits

- Less than 0.1% failure rate
- Ideal choice for decoration
- Fit and forget

Application



Specification

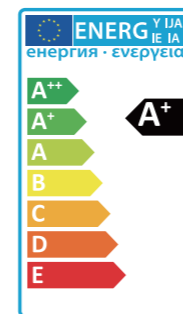
Product Description	Power (W/m)	Power Factor	Lumen (lm/m)	CRI	CCT (K)	Life Time (hrs)
LED-Utility-Strip-5050-3000K	8	0.9	350	70	3000	12000
LED-Utility-Strip-5050-4000K	8	0.9	350	70	4000	12000
LED-Utility-Strip-5050-6500K	8	0.9	350	70	6500	12000

Application Conditions	
IP	20
Operating Temperature	-20°C-45°C
Application Temperature	25°C
Storage Environment	-25-50°C

Mechanical and Finishing Properties	
Optical Material	High quality PVC
Housing Material	High quality PVC
Finishing Colour	Transparency

Electrical supply	
Frequency (Hz)	50/60Hz
Voltage (V)	220V-240V
AC/DC	AC

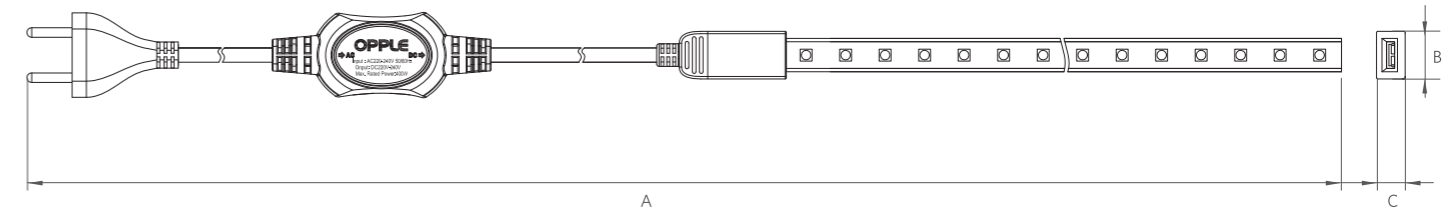
CE CB



Packaging Information

Product Description	Packaging Unit			Remark
	Dimensions(mm) (HxWxL)	Gross Weight (kg)	Packing QTY (pcs/CTN)	
LED-Utility-Strip-5050-3000K	330*330*155	6.9	50M	50M/roll
LED-Utility-Strip-5050-4000K	330*330*155	6.9	50M	50M/roll
LED-Utility-Strip-5050-6500K	330*330*155	6.9	50M	50M/roll
LED-U-Strip-5730 Accessories Bag	280*220*160	4.4	40	
LED-U-Strip-5730-100-Fixing	280*220*220	4.0	4000	

Dimensional Drawing



	5050
A (mm)	100000
B (mm)	14.5
C (mm)	7.3



LED Utility Strip Double Line HV


Features

- LED chip Double line inside for high lumen output
- Better flexibility and good reliability
- Safety and easy installation

Benefits

- Ideal decoration for any shape
- Minimize maintenance and replacement cost
- Long life time up and energy saving

Application



Specification

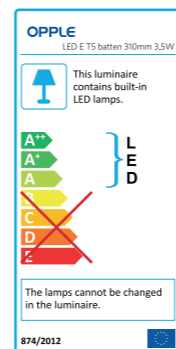
Product Description	Power (W/m)	Power Factor	Lumen (lm/m)	CRI	CCT (K)	Average Lifetime(hrs)
LED-Strip-2835-HV-8W/M-50M-Dbl-3000K	8	0.9	550	70	3000K	15000
LED-Strip-2835-HV-8W/M-50M-Dbl-4000K	8	0.9	550	70	4000K	15000
LED-Strip-2835-HV-8W/M-50M-Dbl-6500K	8	0.9	550	70	6500K	15000
LED-Strip-2835-HV-8W/M-50M-BlueDbl	8	0.9	550	70	Blue	15000
LED-Strip-2835-HV-8W/M-50M-RedDbl	8	0.9	550	70	Red	15000

Application Conditions	
IP	20
Operating Temperature	-20°C-45°C
Application Temperature	25°C
Storage Environment	-10-65°C

Mechanical and Finishing Properties	
Optical Material	High quality PVC
Housing Material	High quality PVC

Electrical supply	
Frequency (Hz)	50/60Hz
Voltage (V)	220V-240V
AC/DC	AC

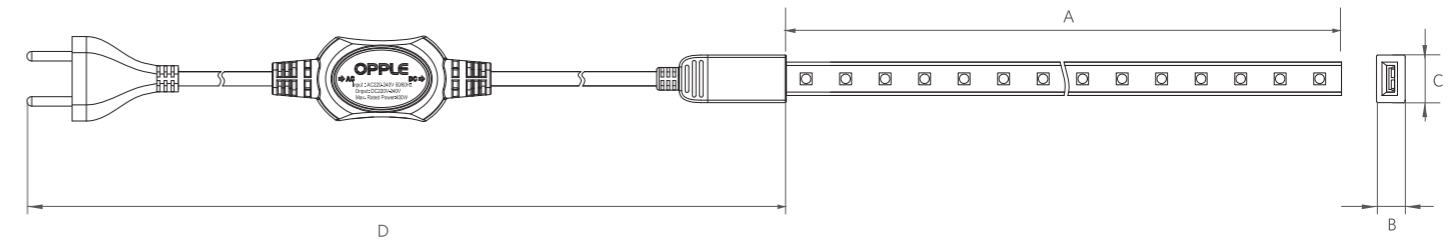
CE CB



Packaging Information

Product Description	Outer Box			Remark
	Dimensions(mm) (HxWxL)	Gross Weight (kg)	Packing Qty (pcs/CTN)	
LED-Strip-2835-HV-8W/M-50M-Dbl-3000K	330*330*170	8	1Roll	50M/roll
LED-Strip-2835-HV-8W/M-50M-Dbl-4000K	330*330*170	8	1Roll	50M/roll
LED-Strip-2835-HV-8W/M-50M-Dbl-6500K	330*330*170	8	1Roll	50M/roll
LED-Strip-2835-HV-8W/M-50M-BlueDbl	330*330*170	8	1Roll	50M/roll
LED-Strip-2835-HV-8W/M-50M-RedDbl	330*330*170	8	1Roll	50M/roll
LED-Strip-2835-Dbl-Accessory package	280*220*220	6	40	
LED-Strip-2835-Dbl-1000-Fixing	255*135*105	1.18	1000	10*100pcs

Dimensional Drawing




	2835
A (mm)	50000
B (mm)	7.3
C (mm)	16.5
D (mm)	800

Accessory Information



LED Strip 2835 Accessory package

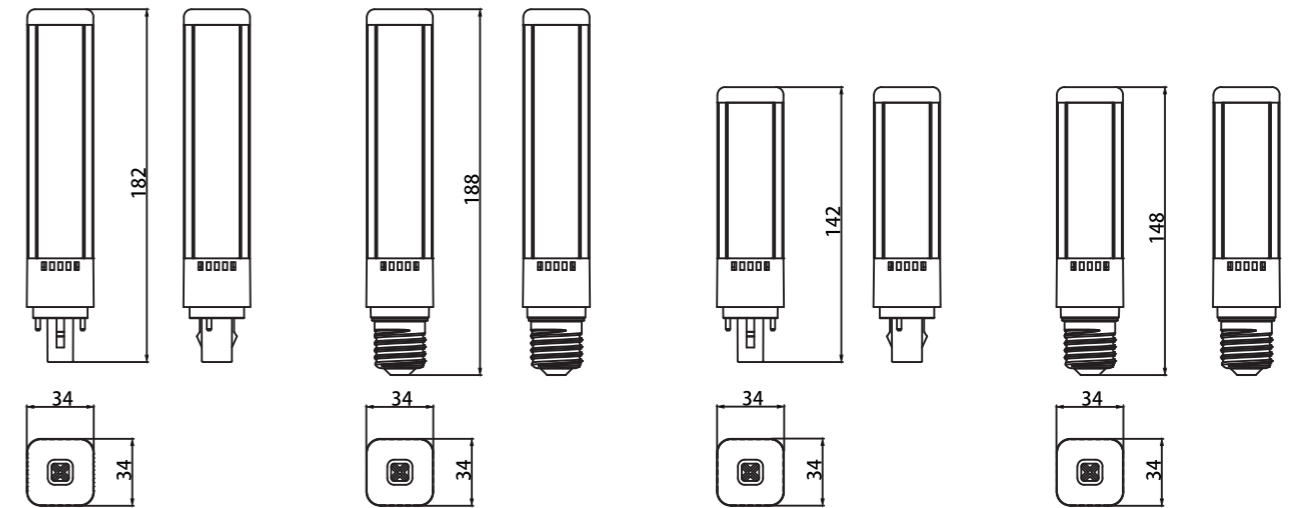


LED EcoMax PLC Bulb

Packaging Information

Product Description	Single Box(1pc/box)		Outer box		
	Dimensions(mm) (LxWxH)	Gross Weight (kg)	Dimensions(mm) (LxWxH)	Gross Weight (kg)	BOX QTY (pcs/unit)
LED E PLC G24d 8W 2P	38*38*161	0.124	250*210*210	3.72	30
LED E PLC E27 8W	38*38*161	0.127	250*210*210	3.81	30
LED E PLC G24d 11W 2P	38*38*200	0.163	250*210*250	4.89	30
LED E PLC E27 11W	38*38*200	0.164	250*210*250	4.92	30

Dimensional Drawing



11W G24d

11W E27

8W G24d

8W E27

Features

- High lumen output up to 720/1020lm
- Widely application
- Energy efficient

Benefits

- Easy replace traditional PLC 13/18/26W.
- Could work in horizontal down light .
- Up to 50% energy savings compared to traditional PLC.

Application



Specification

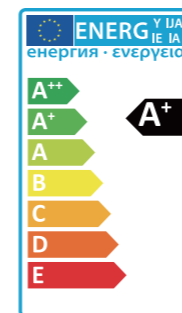
Item Description	Power (W)	Power Factor	Lumen (lm)	Efficacy (lm/W)	Beam Angle	CRI	CCT (K)	Average Lifetime(hrs)	Energy Level
LED E PLC G24d 8W 2P	8	0.5	720	90	300°	80	2700K/4000K/6500K	25000	A+
LED E PLC E27 8W	8	0.5	720	90	300°	80	2700K/4000K/6500K	25000	A+
LED E PLC G24d 11W 2P	11	0.5	1020	93	300°	80	2700K/4000K/6500K	25000	A+
LED E PLC E27 11W	11	0.5	1020	93	300°	80	2700K/4000K/6500K	25000	A+

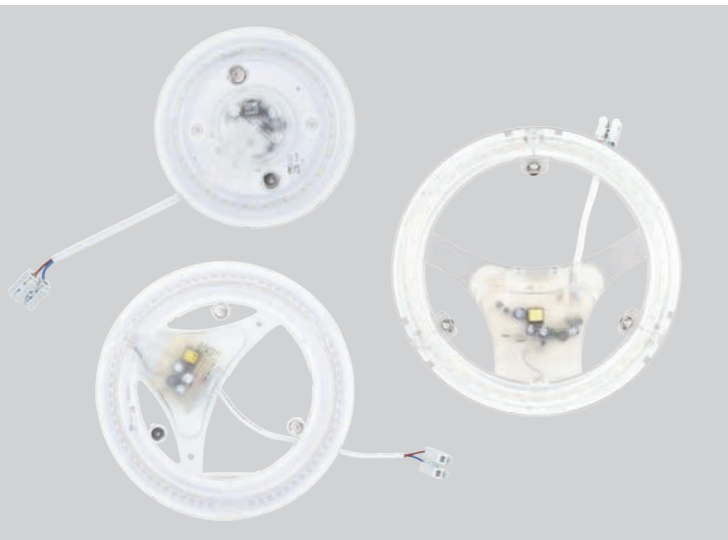
Electrical Supply	
Frequency (Hz)	50/60Hz
Voltage (V)	220V-240V
AC/DC	AC

Application conditions	
IP	IP20
Operating Temperature	-20°C-40°C
Application Temperature	25°C
Storage Environment	-25°C-50°C

Mechanical Properties	
Optical Material	PC
Housing Material	PC + Aluminum
Finishing Colour	White

CB





LED EcoMax Ceiling Module


Features

- High quality magnetic mount
- Optimized lens design
- Energy efficient

Benefits

- Easily replace circular fluorescent lamps with LED
- Uniform light in ceiling lamps, no dark spots

Application



Specification

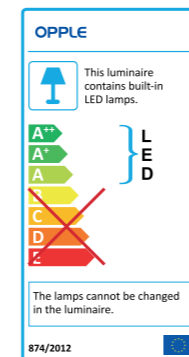
Item Description	Power (W)	Power Factor	Lumen (lm)	CRI	CCT (K)	Lifetime (hrs)
LED-E1-C-module-12W-4000K-CT	12	0.5	1000	80	4000	15000
LED-E1-C-module-12W-6500K-CT	12	0.5	1000	80	6500	15000
LED-E1-C-module-18W-4000K-CT	18	0.5	1500	80	4000	15000
LED-E1-C-module-18W-6500K-CT	18	0.5	1500	80	6500	15000
LED-E1-C-module-18W-Tunable White-CT	18	0.5	1600	80	3000/6500/4500	15000
LED-E1-C-module-22W-4000K-CT	22	0.5	1900	80	4000	15000
LED-E1-C-module-22W-6500K-CT	22	0.5	1900	80	6500	15000
LED-E1-C-module-22W-Tunable White-CT	22	0.5	2200	80	3000/6500/4500	15000
LED-E-C-module-36W-2700K-ENC	36	0.9	3300	80	2700	15000
LED-E-C-module-36W-4000K-ENC	36	0.9	3300	80	4000	15000
LED-E-C-module-36W-6500K-ENC	36	0.9	3300	80	6500	15000

Application Conditions	
IP	IP20
Operating Temperature	-20-40°C
Application Temperature	25°C
Storage Environment	-25-50°C

Mechanical and Finishing Properties	
Optical Material	PC
Housing Material	PC
Finishing Colour	Transparent

Electrical supply	
Frequency (Hz)	50 / 60
Voltage (V)	220-240
AC / DC	AC

IEC Safety



Packaging Information

Item Description	Single Box(1pc/box)		Packaging Unit		
	Dimensions(mm) (LxWxH)	Gross Weight (kg)	Dimensions(mm) (LxWxH)	Gross Weight (kg)	Packing Qty (pcs/unit)
LED-E1-C-module-12W-4000K-CT	151X32X174	0.153	335X320X195	3.06	20
LED-E1-C-module-12W-6500K-CT	151X32X174	0.153	335X320X195	3.06	20
LED-E1-C-module-18W-4000K-CT	211X35X234	0.243	530X225X255	4.86	20
LED-E1-C-module-18W-6500K-CT	211X35X234	0.243	530X225X255	4.86	20
LED-E1-C-module-18W-Tunable White-CT	211X35X234	0.247	530X225X255	4.94	20
LED-E1-C-module-22W-4000K-CT	230X30X230	0.292	475X330X250	5.84	20
LED-E1-C-module-22W-6500K-CT	230X30X230	0.292	475X330X250	5.84	20
LED-E1-C-module-22W-Tunable White-CT	230X30X230	0.302	475X330X250	6.04	20
LED-E-C-module-36W-2700K-ENC	324X35X324	0.680	380X385X345	6.80	10
LED-E-C-module-36W-4000K-ENC	324X35X324	0.680	380X385X345	6.80	10
LED-E-C-module-36W-6500K-ENC	324X35X324	0.680	380X385X345	6.80	10

Dimensional Drawing

